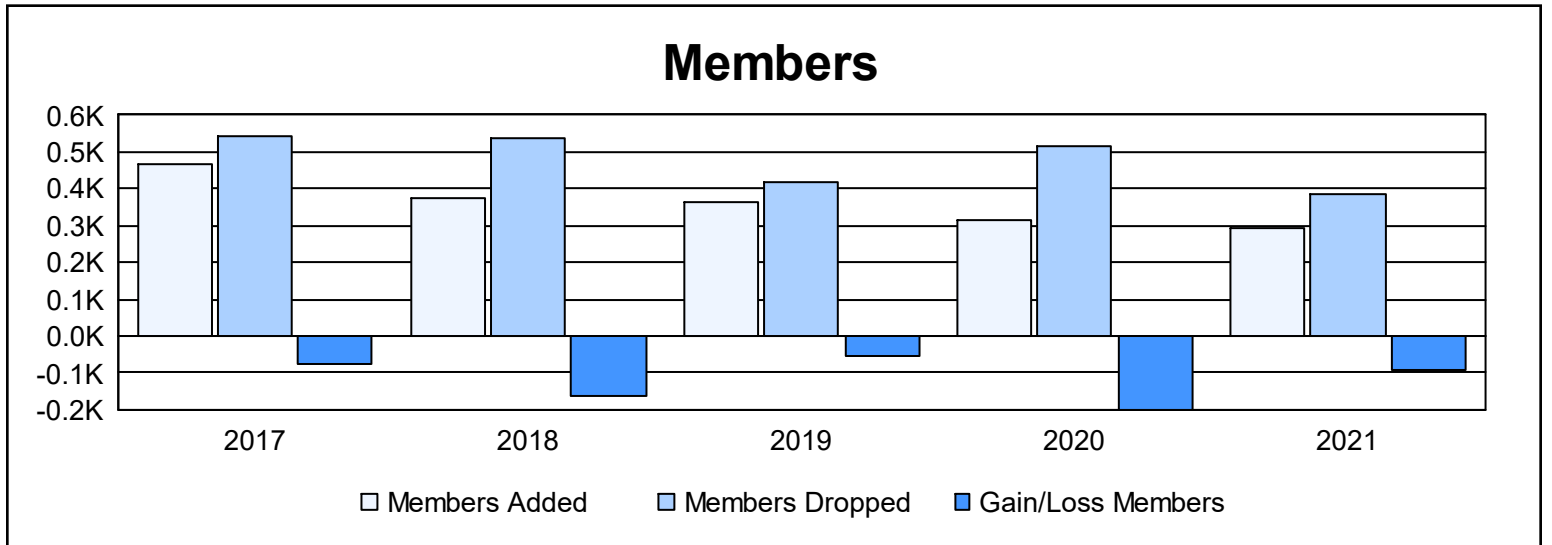
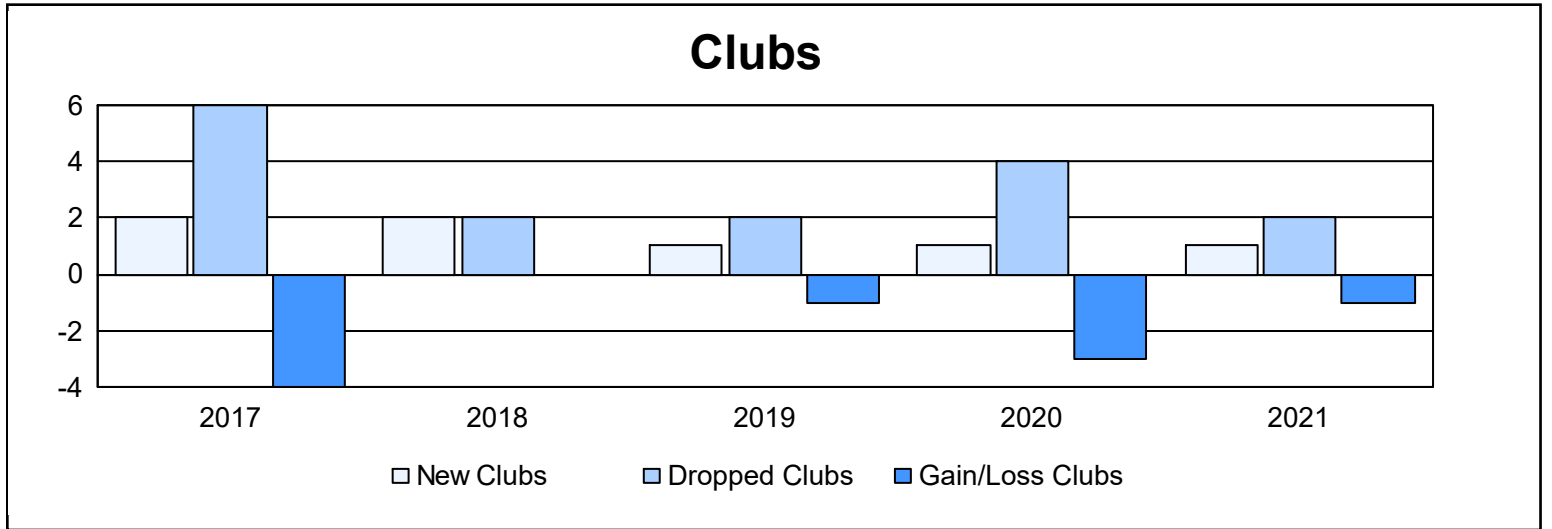
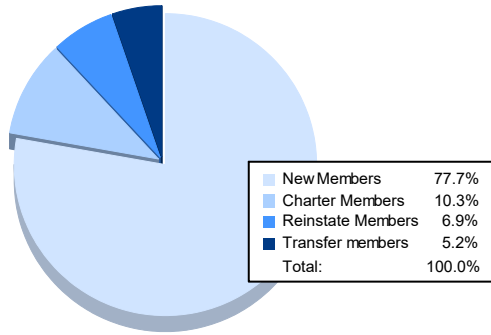


Year	New Clubs	Dropped Clubs	Gain/ Loss Clubs	New Members	Charter Members	Reinstate Members	Transfer Members	Total Member Added	Total Members Dropped	Gain/ Loss Members
2016-2017	2	6	-4	369	64	17	17	467	543	-76
2017-2018	2	2	0	294	43	28	7	372	535	-163
2018-2019	1	2	-1	308	23	9	22	362	417	-55
2019-2020	1	4	-3	221	49	21	23	314	514	-200
2020-2021	1	2	-1	226	30	20	15	291	384	-93
<b>Average</b>	<b>1</b>	<b>3</b>	<b>-2</b>	<b>284</b>	<b>42</b>	<b>19</b>	<b>17</b>	<b>361</b>	<b>479</b>	<b>-117</b>



### Membership Composition June 2021 Cumulative



### Gender Composition June 2021 Cumulative

